

MINTHIS
GOLF CLUB

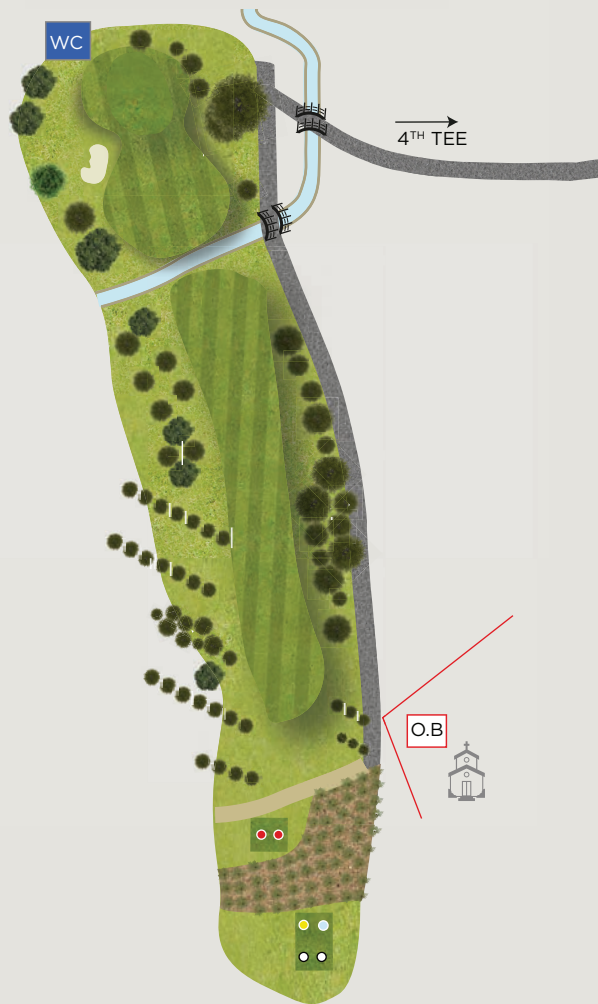




FIRST HOLE

A nice gentle start to the front nine. Two fairway bunkers down the right side are well positioned to catch out any opening tee shot that may stray from the fairway. Long hitters can go for the green but need to watch out for the greenside bunkers on the front left side of the green.

3



THIRD HOLE

A tight driving hole where the longer hitters will have to be confident, your only line here is tight with the walnut and apple trees on the right so you do not run out into trees on the left. A good drive will see either a long iron to the green or a tricky lay up onto a stepped downward slope to the stream protecting the front of the green.



FOURTH HOLE

A short par 4. Length is not important here, accuracy is the key. A long iron from the tee leaves a full wedge into a difficult green protected by 2 big bunkers on the right. The green slopes back to front and left to right so take your time with the second shot and think of your first putt.



FIFTH HOLE


After a long walk past the monastery to the tee, a demanding tee shot that requires accuracy up the right, which feeds the ball down into the middle of the fairway. The green is protected by 2 bunkers so long would appear to be the best option, until you reach the green, it slopes back to front again, so the best option from the fairway is to take on the bunkers and leave an uphill putt.



SIXTH HOLE

A good straight drive into the right half of the fairway is essential, at this point only the longest hitters will have a view of the top of the flag and the monastery, for everybody else there is a red cross at the back of the green to help you with your aim through the olive grove. The green is protected on the right side with a small bunker. The most difficult putt is one to the flag when it is on the top level in the back right position.

7



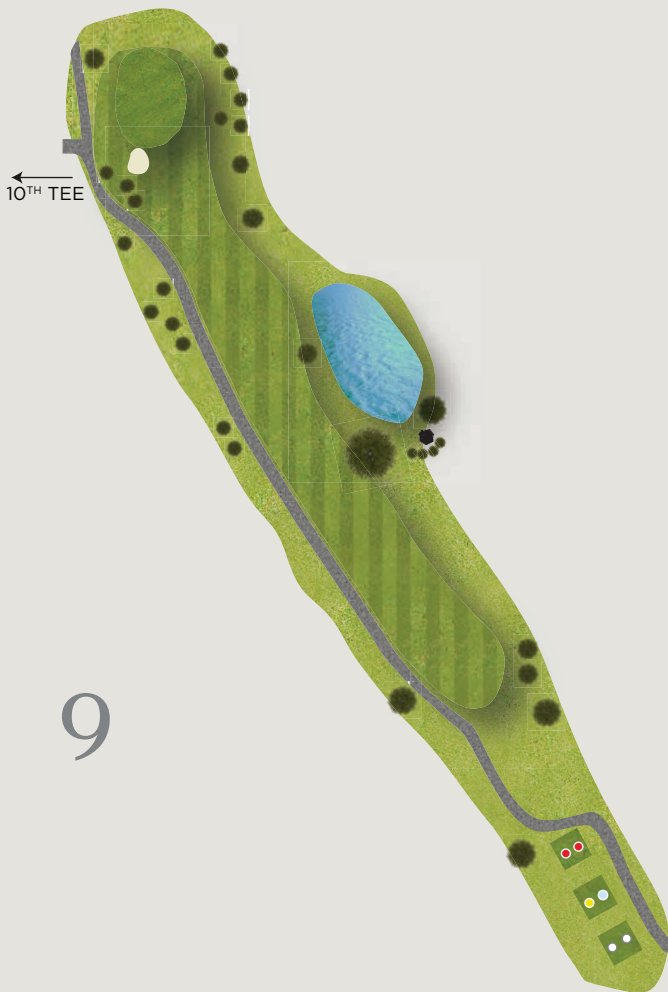
SEVENTH HOLE

Standing next to the monastery in the middle of the olive trees, you have a difficult par 4 to play. You must drive to the left side of the fairway and up the hill, faced now with a blind second shot for all but the biggest hitters, another red cross behind again helps with aim. For the second shot be careful not to lose the ball right into the grape vines that surround the next tee. The green has a deep bunker guarding the front left quarter of the green but the shot is made easier by the natural lie feeding the ball down from the right.



EIGHTH HOLE

The last par 3 on the front 9. Now completely redesigned you face a downhill shot of 162 meters into a green that slopes up from front to back, out of bounds to the left and bunkers to the right. Maybe the first hole that a par feels like a birdie.



NINTH HOLE

The final hole on the front nine keeps you thinking, in the distance the beautiful new clubhouse. 3 tees create a step down to the fairway. The line off the tee is tight up the left side. Waiting on the right is a big pond that collects any ball pushed or sliced from the tee. For the second shot you play back up the slope to the green with a medium iron that is guarded on the left with a small pot bunker. Putting is difficult here with some subtle brakes that you don't see.

10



TENTH HOLE

The newly designed 10th hole is a perfect example of the accurate insight to the challenges you will face. It may be hard to concentrate on dramatically elevated tees because of the picture perfect views, but you will need a well struck tee shot over the valley to find the generous fairway. Once on the fairway, you are faced with a blind, severely uphill second shot. With the back of the green surrounded with out of bounds, the percentage play would be to lay up near the fairway bunker at the top of the hill, giving you a 50 - 100m approach shot to the green. It undoubtedly requires some skill and is a hole to remember with one of the best views in Cyprus.

11



ELEVENTH HOLE

The 11th starts from a raised tee that looks down across the whole course. A good drive here is down the right hand side, filtering into the middle. Be careful not to go too far right as out of bounds is lurking all the way down the right side of the hole. The fairway bunker will influence the choice of 2nd shot; long hitters can make the green with two good blows. One bunker to left of the green makes down the right the safe shot. Be careful here as the green is deceptively tricky.

12



TWELFTH HOLE

From a slightly raised tee position, the left to right sloping fairway rises all the way to the green giving only a view of the top of the flag. At 411 meters only the longer hitters will expect to get there with two good hits. When you finally reach the green you will find no bunkers but a triple tiered green making this one of the hardest on the course to read.



THIRTEENTH HOLE

This short but challenging par 3 plays 119 metres from an elevated tee to a three tiered green. A shot finished short or left will feed down to a deep swale which will leave a tricky up and down. Missing the green right could see your ball swallowed up by the single three metre deep bunker. Club selection is crucial here, but a well struck approach to the heart of the green should secure an easy par.

14



FOURTEENTH HOLE

The demanding 14th hole is a great risk and reward hole. Your drive must find a fairway that is built up out of the valley and lined with traditional Cyprus stone. The wall marks the edge of the course and then of course out of bounds. The Big hitters can take the direct route over the out of bounds but any off center strike will fall short into the valley. To the right is a large slope planted heavily with large olive trees that will obstruct your view if you lose your ball to the right. A relatively short par 4 is not as easy as the scorecard suggests.



FIFTEENTH HOLE

This magnificent par 3 is the signature hole for the course and must be played to appreciate why. The scorecard suggests that, at only 150 meters, this hole is relatively straight forward but standing on the tee looking down at the island green will make you think otherwise. Club selection here is everything, the only way to play this hole is by blocking out the watery grave that lies ahead and hit a tee shot to the heart of the green. Once on the green keep your wits about you as this newly designed green surrounded by traditional Cyprus stone is anything but easy.



SIXTEENTH HOLE

The tee's are cut into the side of the hill overlooking the 15th and 3rd greens, a fairway wood is the best option here, the narrow undulating fairway, again will make you think of position over distance. Once in the middle of the fairway you must play up the slope to a green that is much wider than it is deep, cut into the side of the green is a deep pot bunker that always seems to push the ball away to the right side.



SEVENTEENTH HOLE

The longest hole on the course. This 524 meter par 5 is rarely reached in two. The hole starts with a difficult tee shot with the fairway sloping from right to left, to make matters worse the fairway has a double dogleg so taking the correct line with both first and second shots isn't as easy as you think. This beautifully designed hole has been cut through the middle of the old orchard attached to the monastery. The third shot is no walk in the park with a stream running in front of the green and two bunkers protecting the left side, so think carefully about your choice of approach shot.

18



EIGHTEENTH HOLE

Possibly the hardest tee shot on the course, which makes the 18th a fantastic finishing hole to play. The fairway slopes from left to right and is lined with disaster on both sides. On the left is the large water hazard that already caused you stress on the 9th and on the right the walnut and fig trees that surround the 17th green. The fairway narrows at the 100 meter marker, making driver from the tee the wrong choice for most. When you eventually find the fairway it rises up to the green, which is protected by 2 right hand side pot bunkers. The green is deceptively large and not enough care with your approach could cause you to 3 putt.